

 Measuring Up.

Measuring Up

Increased Test Scores
and Academic
Performance



Research

Measuring Up Increased Test Scores and Academic Performance

The following customers who purchased the *Measuring Up*® program for **English Language Arts** saw an increase in their scores and API.

Customer	Average Increase in ELA Proficiency from 2006–2008 or 2007–2008*	API Increase in Number of Points 2006–2008
Napa Street Elementary Local District 1	61%	94
Pacoima Middle School Local District 2	62%	11
Audubon Middle School Local District 3	18%**	10**
Virgil Middle School Local District 4	75%	63
Main Street Elementary Local District 5	46%	78
Florence Avenue Elementary Local District 6	55%	15
Henry T. Gage Middle School Local District 6	88%	24
Parmelee Elementary Local District 7	57%	68
Andrew Carnegie Middle School Local District 8	121%	30

*Averaged across all the grade levels for which CST scores are reported.

**Average increase from 2007–2008, because *Measuring Up* was not used in the 2006–2007 school year.

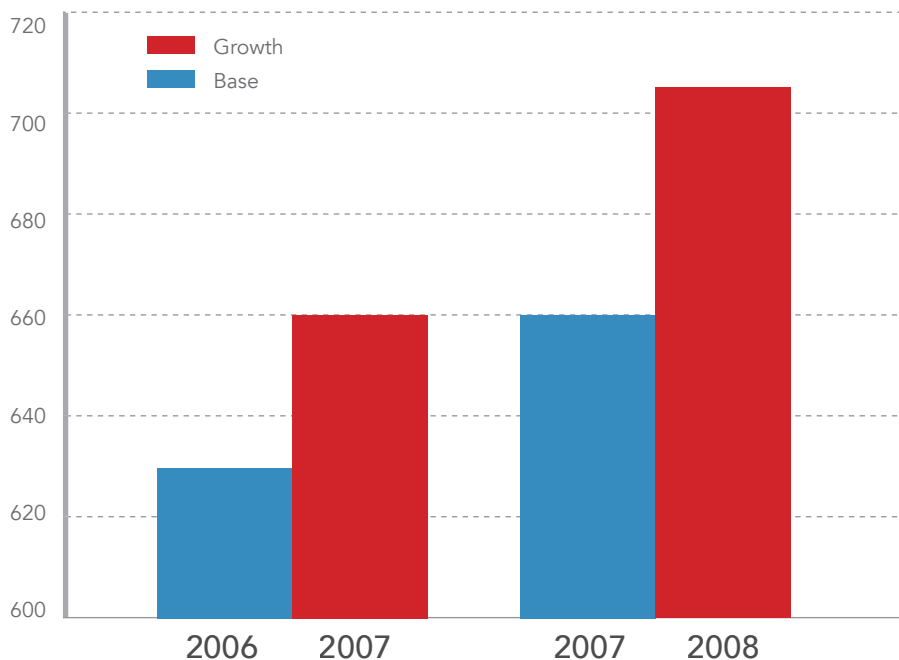
***Measuring Up* instruction and assessment is available for ELA and Math, Grades 2–CAHSEE Exit, and Science, Grades 5 & 8**

PARMELEE ELEMENTARY SCHOOL MEETS AYP

Parmelee Elementary School from Local District 7 purchased *Measuring Up* in March 2007 and March 2008. The school made great gains and met AYP in 2008 and their API rose 68 points since 2006.

Parmelee Elementary School API Increase

	2006– 2007	2007– 2008
Base API	634	657
Growth API	661	702

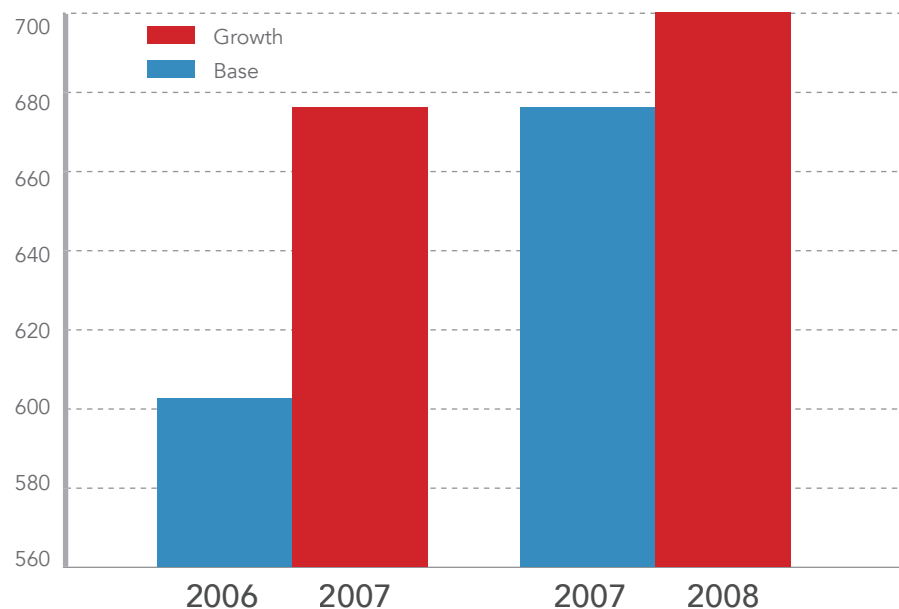


NAPA STREET ELEMENTARY SCHOOL

Napa Street Elementary School from Local District 1 purchased *Measuring Up* materials in January 2007. The school's API rose 94 points since then and their average ELA CST scores increased by 61%!

Napa Street Elementary School API Increase

	2006– 2007	2007– 2008
Base API	607	674
Growth API	677	701



The following customers who purchased the *Measuring Up*® program for **Math** saw an increase in their scores and API.

Customer	Average Increase in Math Proficiency from 2006–2008 or 2007–2008*	API Increase in Number of Points from 2006–2008 or 2007–2008
Napa St. Elementary Local District 1	59%	94
North Hollywood Sr. High Local District 2	6%**	11**
Fifty-Ninth St. Elementary School Local District 3	43%	43
Berendo Middle School Local District 4	148% (Grades 6–8 General Math) 578% (Algebra I)	54
Esperanza Elementary Local District 4	52%**	59**
Virgil Middle School Local District 4	183%	63
Abraham Lincoln Sr. High Local District 5	43%	42
Woodlawn Ave. Elem School Local District 6	28%**	45**
Vermont Elementary Local District 7	66%	70
Island Elementary School Local District 8	15%**	40**

*Averaged across all the grade levels for which CST or CAHSEE scores are reported.

**Average increase from 2007–2008, because *Measuring Up* was not used in the 2006–2007 school year.

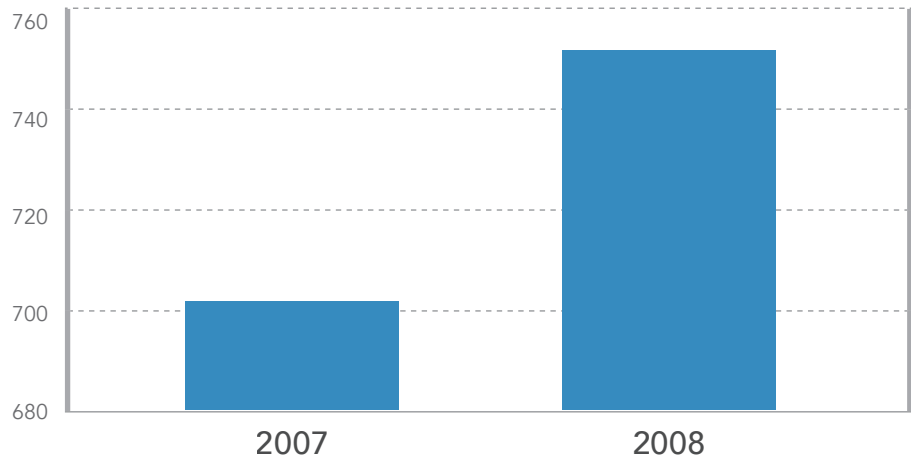
***Measuring Up* instruction and assessment is available for ELA and Math, Grades 2–CAHSEE Exit, and Science, Grades 5 & 8**

WOODLAWN AVENUE ELEMENTARY SCHOOL MEETS AYP

Woodlawn Avenue Elementary School in Local District 6 purchased *Measuring Up* books in December 2007 and March 2008. The school met AYP in 2008 and their API rose 45 points.

Woodlawn Ave. Elementary API Increase

2007 Base API	2008 Growth API
705	750

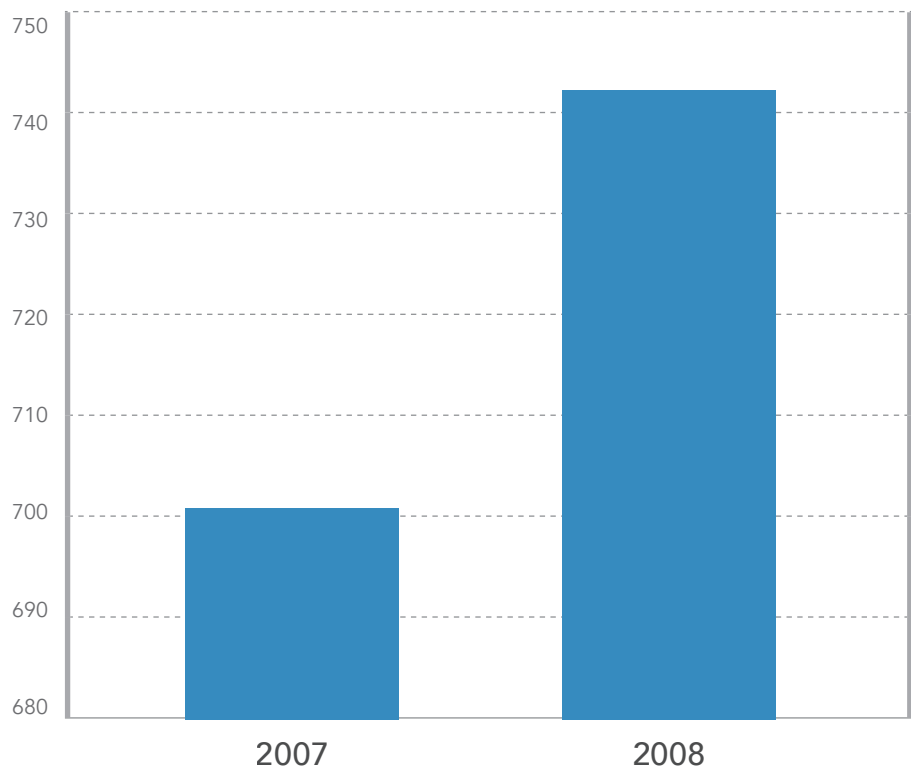


ISLAND ELEMENTARY SCHOOL

Island Elementary School in Local District 8 purchased *Measuring Up* in March 2008. Their API increased by 40 points and their average Math CST scores increased by 15%.

Island Elementary API Increase

2007 Base API	2008 Growth API
703	743



The following customers who purchased the *Measuring Up* program for **Science** saw an increase in their scores and API.

Customer	Percentage Increase in Science Grade 5 or 8 Proficiency from 2006–2008 or 2007–2008	API Increase in Number of Points from 2006–2008 or 2007–2008
Napa St. Elementary Local District 1	263%	94
Pacoima Middle School Local District 2	46%	11
Stonehurst Elementary Local District 2	13%**	33**
Audubon Middle School Local District 3	50%**	10**
Esperanza Elementary Local District 4	43%**	59**
Eastman Ave Elementary School Local District 5	94%	44
Henry T. Gage Middle School Local District 6	158%	24
Budlong Ave Elementary School Local District 7	100%	20
Menlo Ave Elementary School Local District 7	560%	27
Barrett Elementary School Local District 7	23%**	49**
Andrew Carnegie Middle School Local District 8	52%	30

**Average increase from 2007–2008, because *Measuring Up* was not used in the 2006–2007 school year.

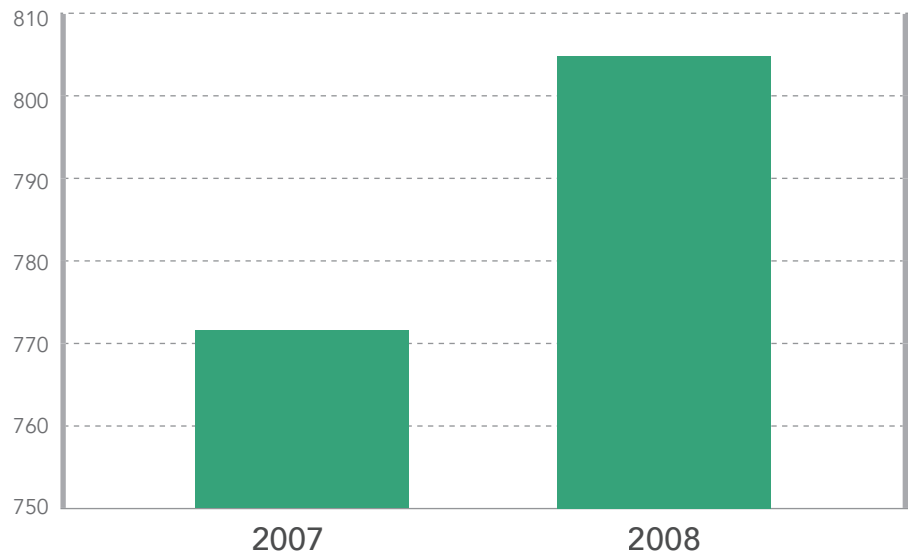
***Measuring Up* instruction and assessment is available for ELA and Math, Grades 2–CAHSEE Exit, and Science, Grades 5 & 8**

STONEHURST ELEMENTARY SCHOOL MEETS AYP

Stonehurst Elementary School in Local District 2 purchased *Measuring Up* in August 2007 and met AYP in 2008! Their API rose by 33 points.

Stonehurst Elementary School

2007 Base API	2008 Growth API
773	806



ESPERANZA ELEMENTARY SCHOOL

Esperanza Elementary School in Local District 4 purchased *Measuring Up* in early 2008. Their API increased 59 points and their science grade 5 scores went up by 43% in one year.

Esperanza Elementary School

2007 Base API	2008 Growth API
598	657

